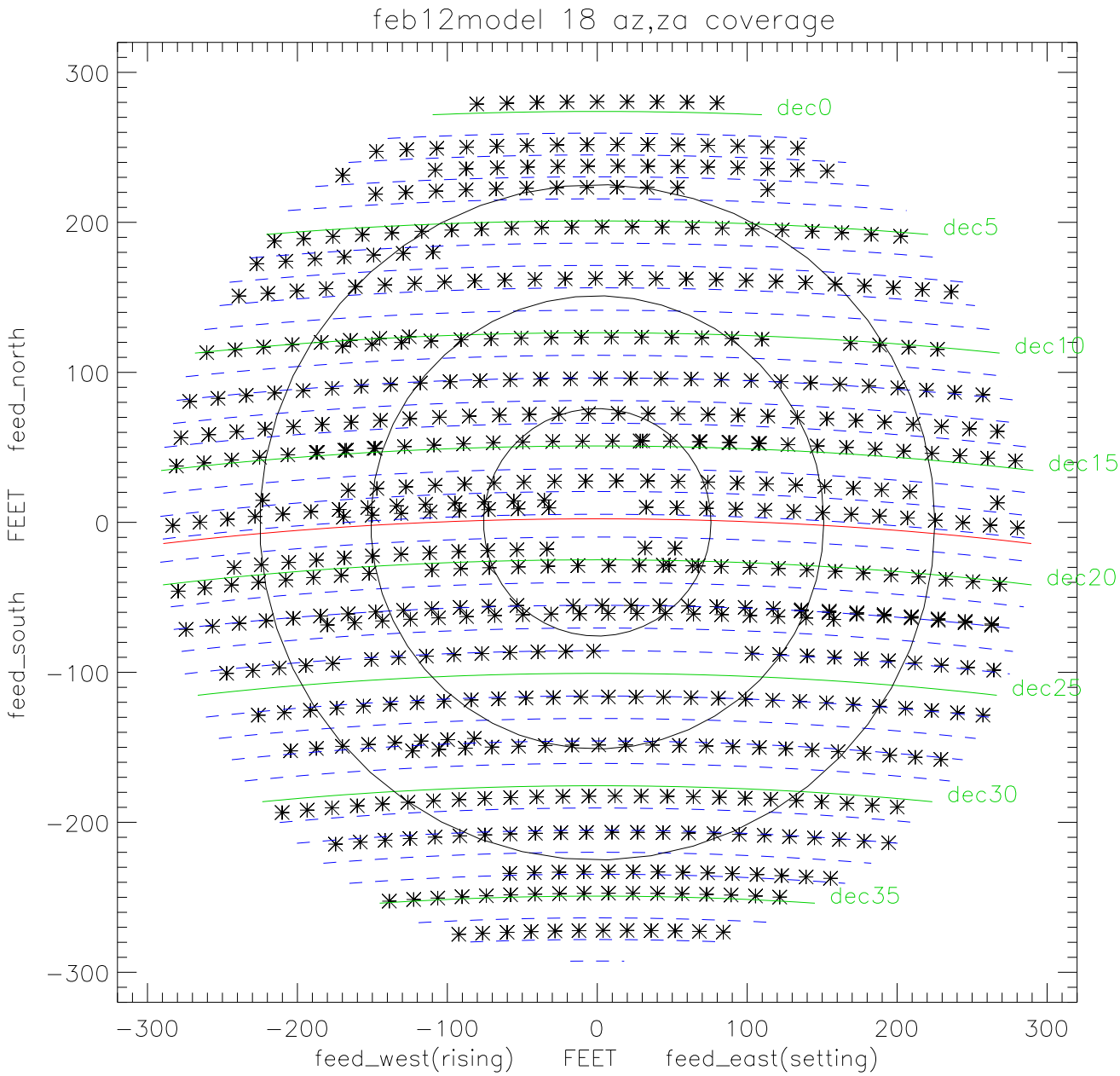

number of points: 557

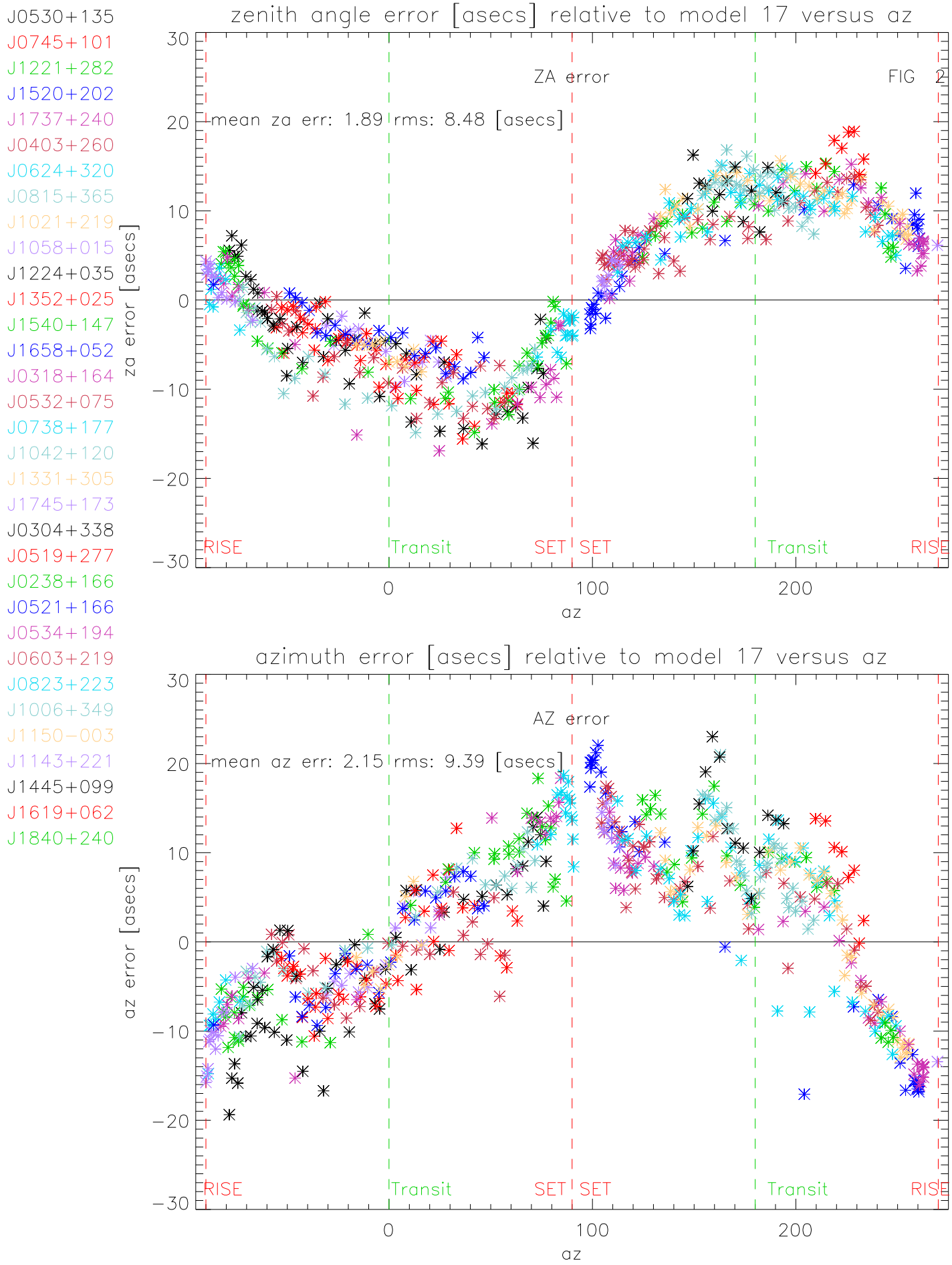
J0530+135
J0745+101
J1221+282
J1520+202
J1737+240
J0403+260
J0624+320
J0815+365
J1021+219
J1058+015
J1224+035
J1352+025
J1540+147
J1658+052
J0318+164
J0532+075
J0738+177
J1042+120
J1331+305
J1745+173
J0304+338
J0519+277
J0238+166
J0521+166
J0534+194
J0603+219
J0823+223
J1006+349
J1150−003
J1143+221
J1445+099
J1619+062
J1840+240
zenith angle error [asecs] relative to model 17 versus az
ZA error
FIG 2
mean za err: 1.89 rms: 8.48 [asecs]
za error [asecs]
RISE
Transit
SET
SET
Transit
RISE
az
azimuth error [asecs] relative to model 17 versus az
AZ error
mean az err: 2.15 rms: 9.39 [asecs]
az error [asecs]
RISE
Transit
SET
SET
Transit
RISE
az

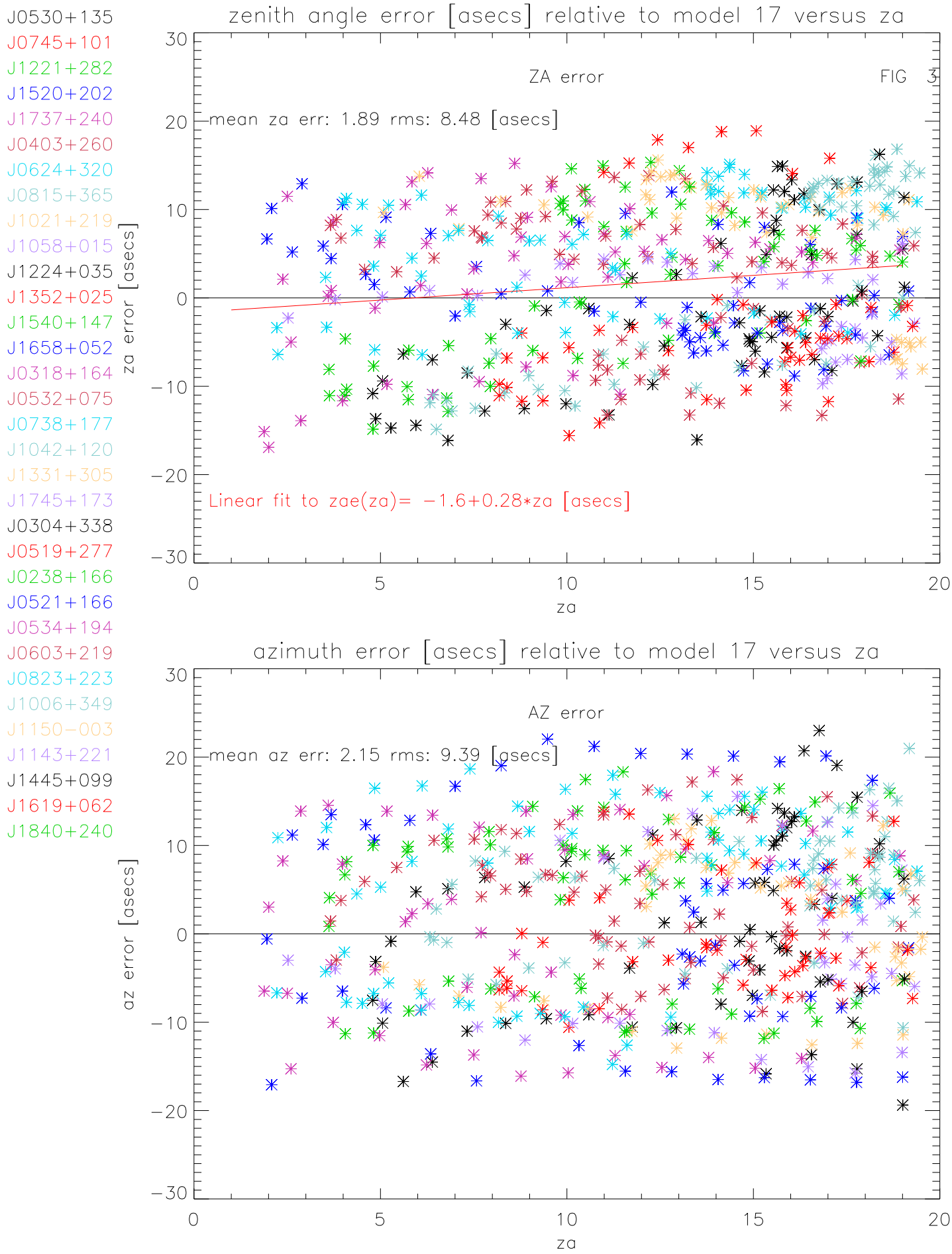
J0530+135
J0745+101
J1221+282
J1520+202
J1737+240
J0403+260
J0624+320
J0815+365
J1021+219
J1058+015
J1224+035
J1352+025
J1540+147
J1658+052
J0318+164
J0532+075
J0738+177
J1042+120
J1331+305
J1745+173
J0304+338
J0519+277
J0238+166
J0521+166
J0534+194
J0603+219
J0823+223
J1006+349
J1150−003
J1143+221
J1445+099
J1619+062
J1840+240
zenith angle error [asecs] relative to model 17 versus za
ZA error
FIG 3
mean za err: 1.89 rms: 8.48 [asecs]
Linear fit to zae(za)= −1.6+0.28*za [asecs]
za error [asecs]
za
azimuth error [asecs] relative to model 17 versus za
AZ error
mean az err: 2.15 rms: 9.39 [asecs]
az error [asecs]
za

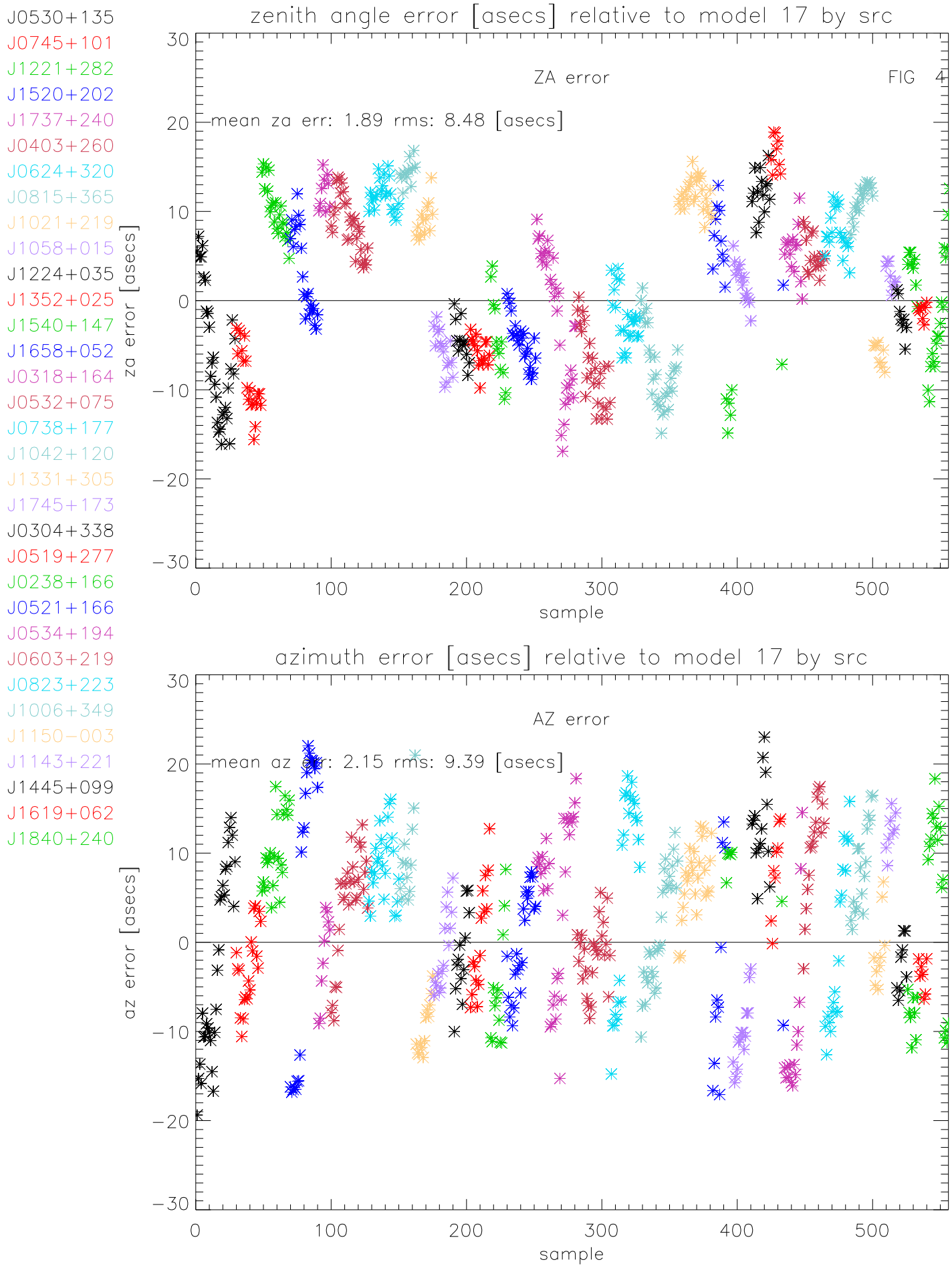
J0530+135
J0745+101
J1221+282
J1520+202
J1737+240
J0403+260
J0624+320
J0815+365
J1021+219
J1058+015
J1224+035
J1352+025
J1540+147
J1658+052
J0318+164
J0532+075
J0738+177
J1042+120
J1331+305
J1745+173
J0304+338
J0519+277
J0238+166
J0521+166
J0534+194
J0603+219
J0823+223
J1006+349
J1150−003
J1143+221
J1445+099
J1619+062
J1840+240
zenith angle error [asecs] relative to model 17 by src
ZA error
FIG 4
mean za err: 1.89 rms: 8.48 [asecs]
za error [asecs]
sample
azimuth error [asecs] relative to model 17 by src
AZ error
mean az err: 2.15 rms: 9.39 [asecs]
az error [asecs]
sample

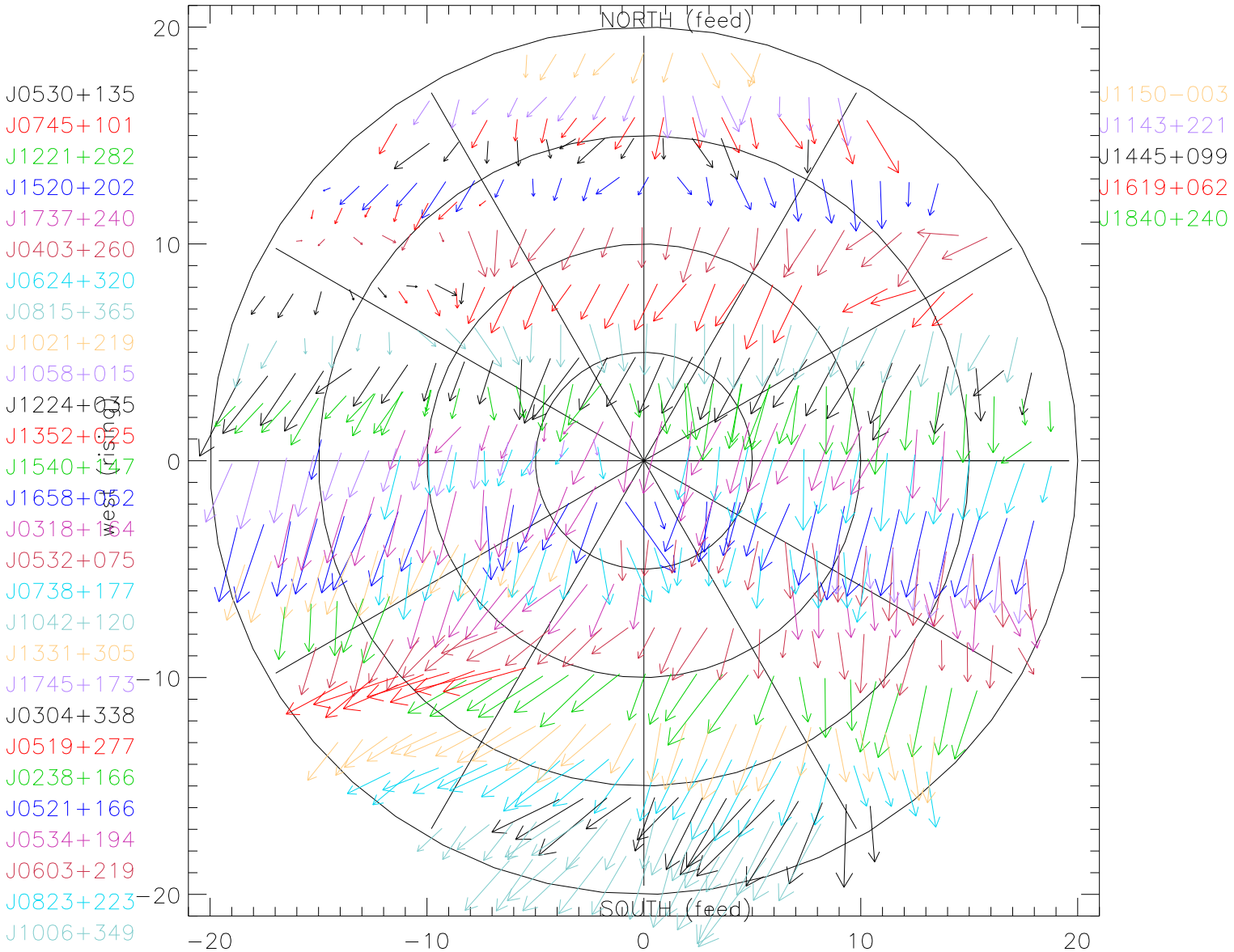

feb12 pointing errors input to model 18 (relative to model 17) vs az,za
1 div= 5.00Asecs
errors each 5.0deg

za	max	avg	rms
all	25.8	12.2	4.5
5	19.9	11.6	4.1
10	22.0	12.7	3.0
15	21.3	12.7	4.6
20	25.8	11.6	4.9

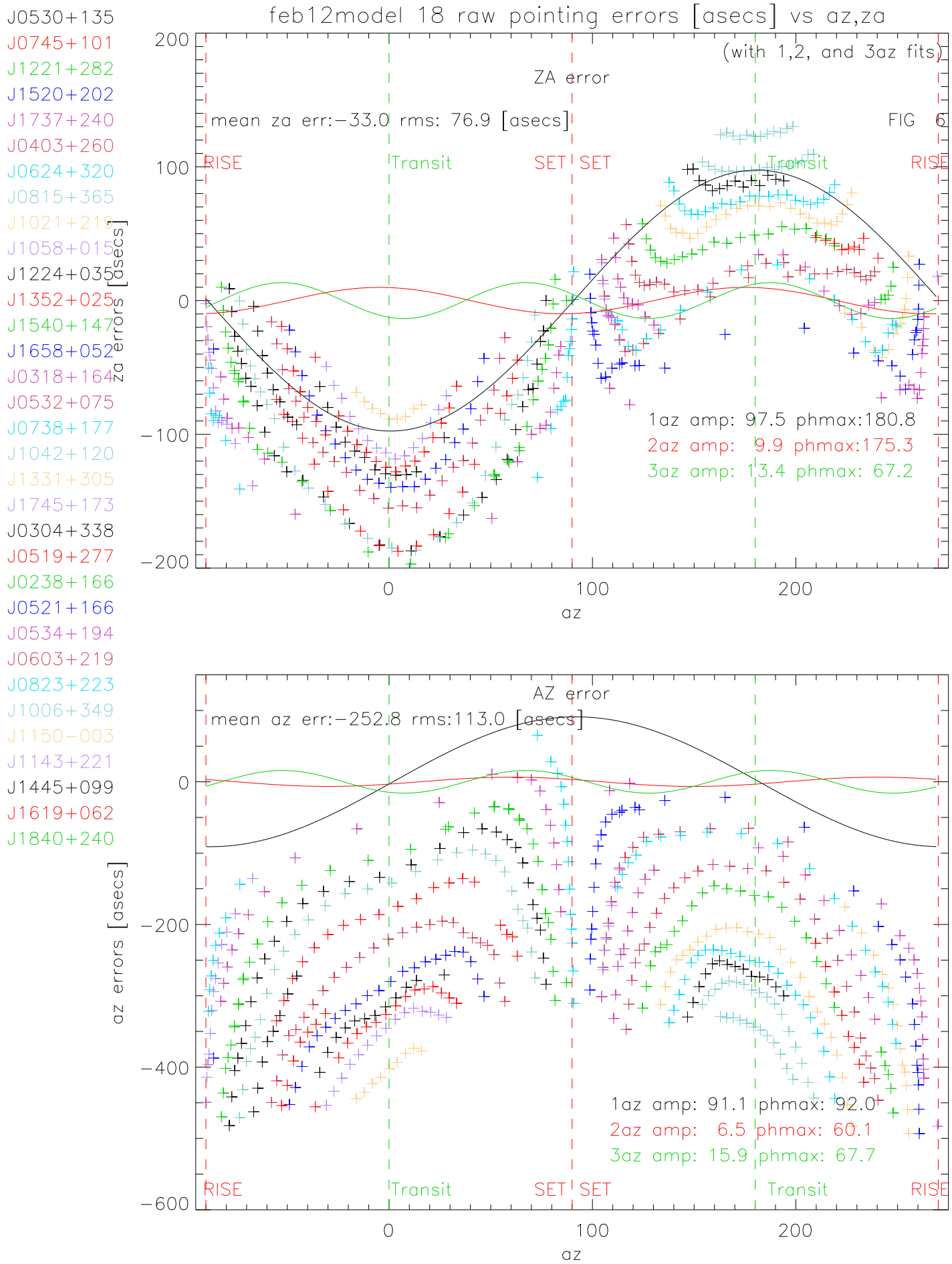
feb12model 18 raw pointing errors [asecs] vs az,za
(with 1,2, and 3az fits)
ZA error
mean za err:−33.0 rms: 76.9 [asecs]
FIG 6
RISE
Transit
SET
SET
Transit
RISE
1az amp: 97.5 phmax:180.8
2az amp: 9.9 phmax:175.3
3az amp: 13.4 phmax: 67.2
za errors [asecs]
az
AZ error
mean az err:−252.8 rms:113.0 [asecs]
1az amp: 91.1 phmax: 92.0
2az amp: 6.5 phmax: 60.1
3az amp: 15.9 phmax: 67.7
az errors [asecs]
az
J0530+135
J0745+101
J1221+282
J1520+202
J1737+240
J0403+260
J0624+320
J0815+365
J1021+219
J1058+015
J1224+035
J1352+025
J1540+147
J1658+052
J0318+164
J0532+075
J0738+177
J1042+120
J1331+305
J1745+173
J0304+338
J0519+277
J0238+166
J0521+166
J0534+194
J0603+219
J0823+223
J1006+349
J1150−003
J1143+221
J1445+099
J1619+062
J1840+240

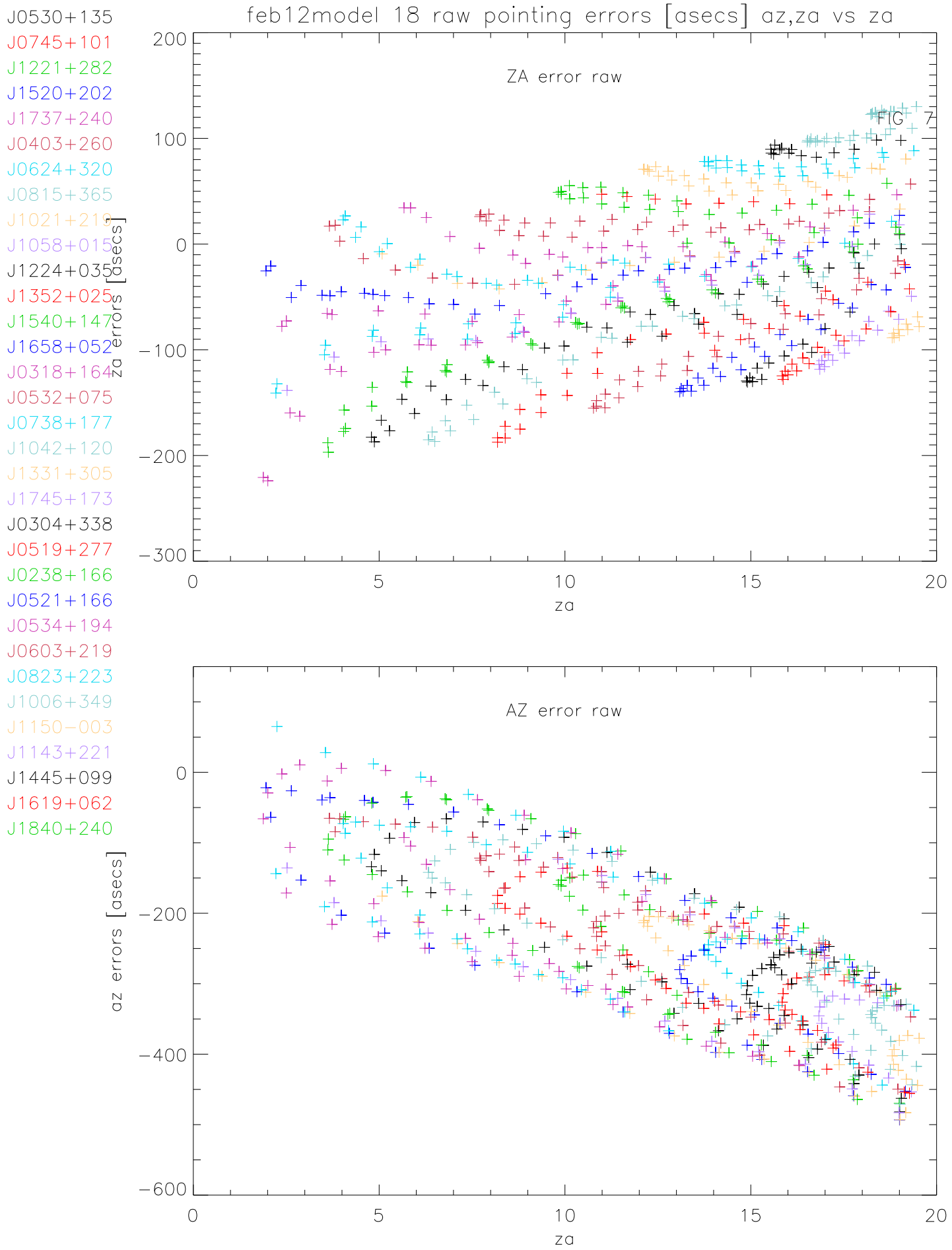
feb12model 18 raw pointing errors [asecs] az,za vs za
ZA error raw
FIG 7
za errors [asecs]
za
AZ error raw
az errors [asecs]
za
J0530+135
J0745+101
J1221+282
J1520+202
J1737+240
J0403+260
J0624+320
J0815+365
J1021+219
J1058+015
J1224+035
J1352+025
J1540+147
J1658+052
J0318+164
J0532+075
J0738+177
J1042+120
J1331+305
J1745+173
J0304+338
J0519+277
J0238+166
J0521+166
J0534+194
J0603+219
J0823+223
J1006+349
J1150−003
J1143+221
J1445+099
J1619+062
J1840+240