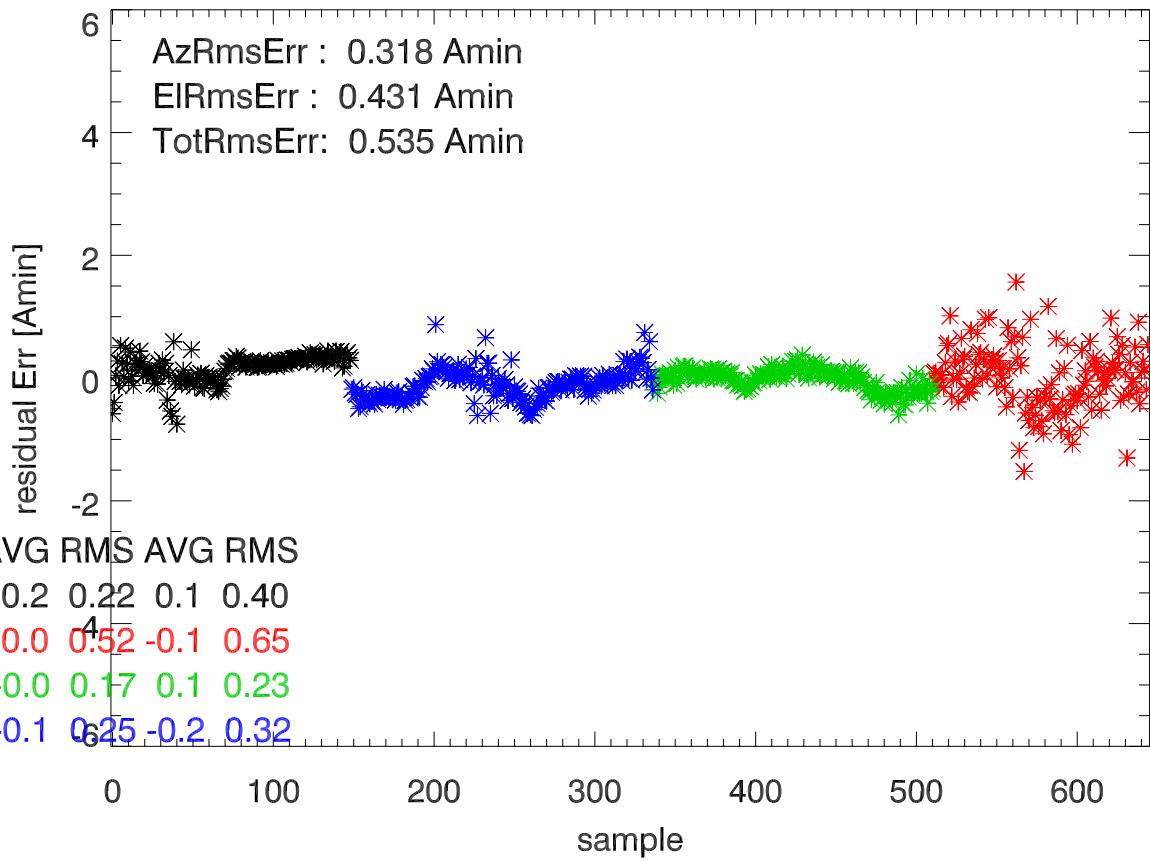
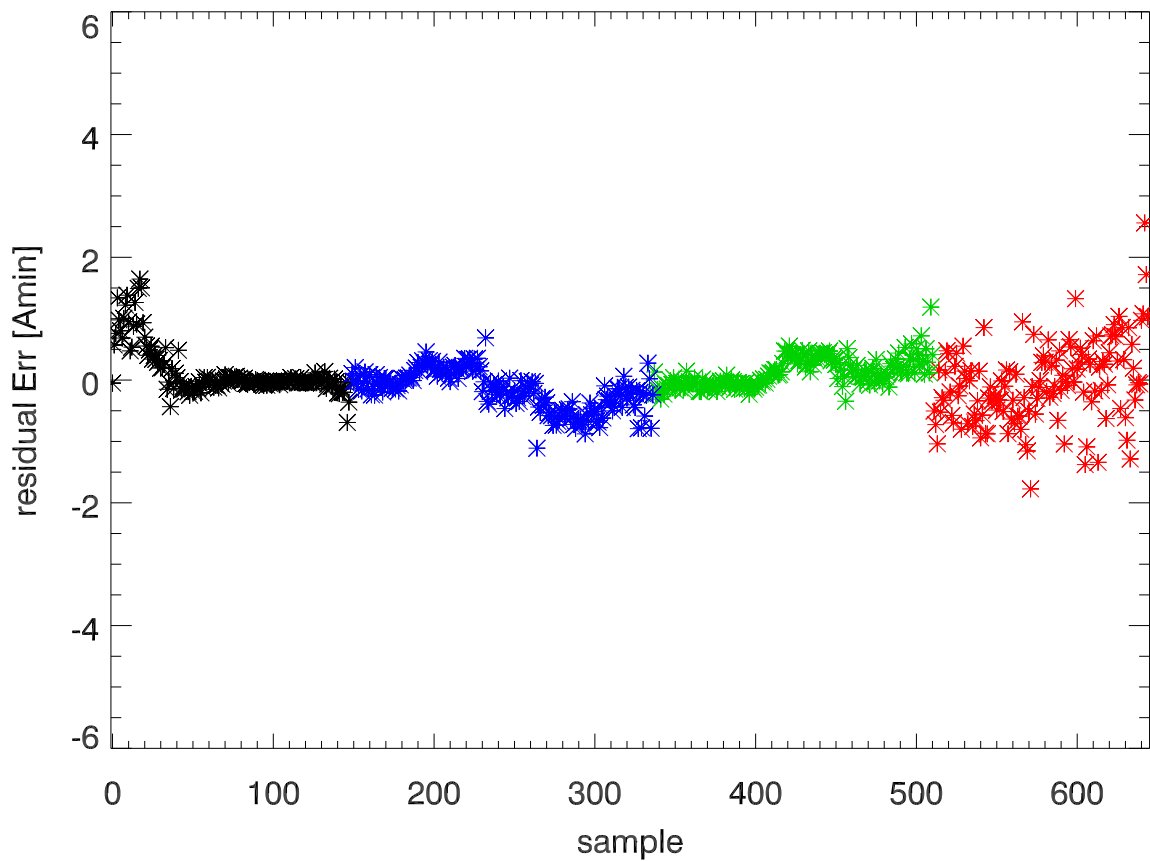


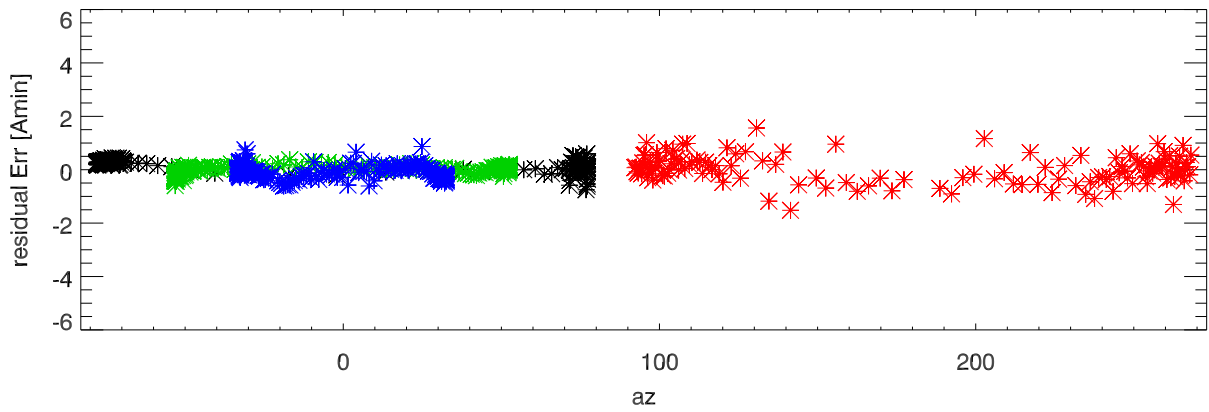
model3A xbOnly. azimuth fit residual errors vs sample



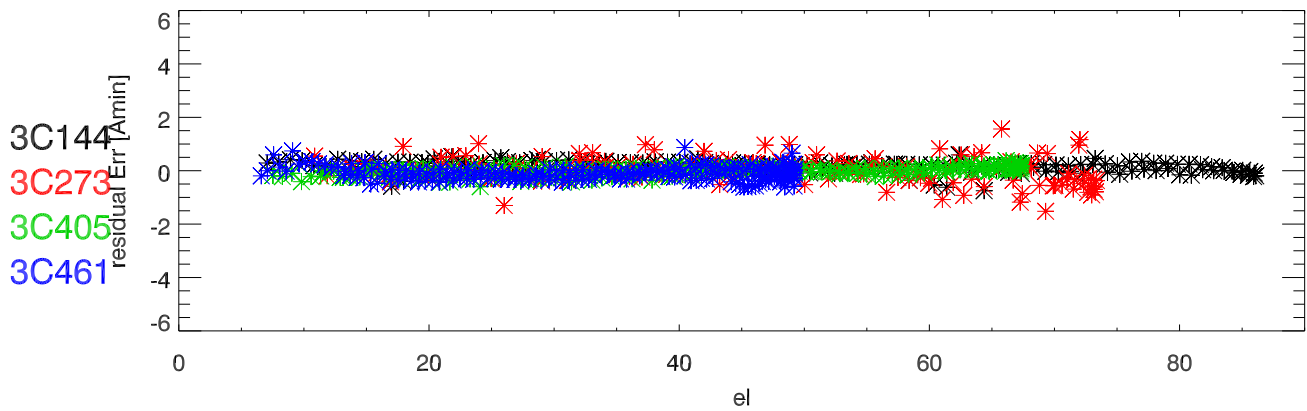
Elevation fit residual errors vs sample



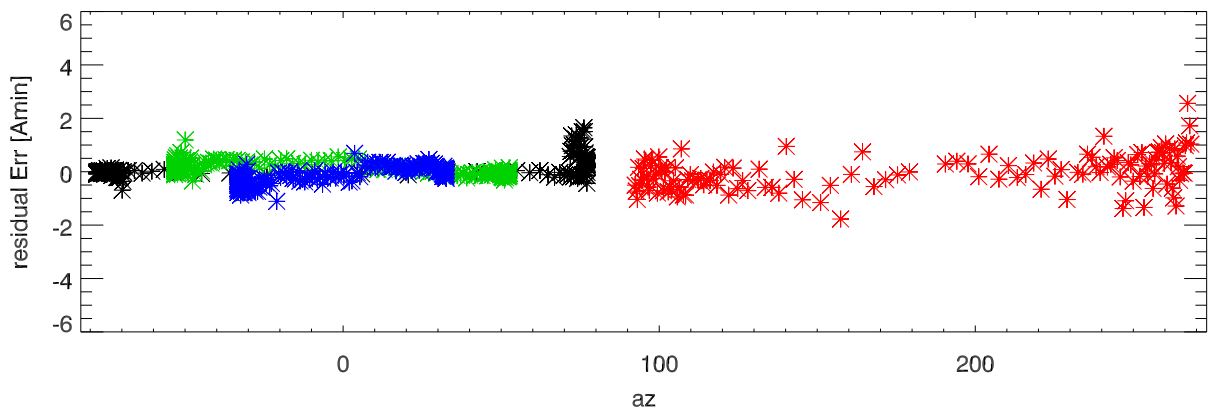
model3A xbOnly. azimuth fit residual errors vs az



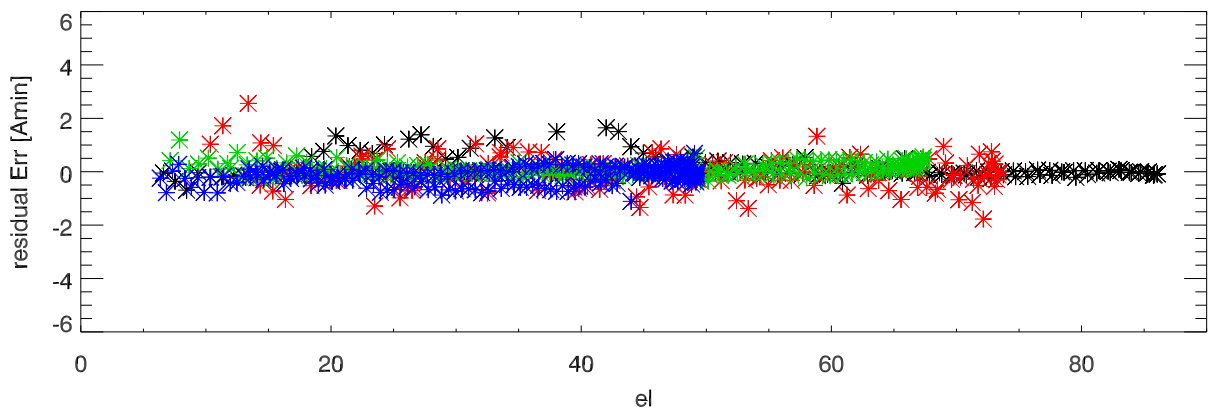
azimuth fit residual errors vs el



Elevation fit residual errors vs az



Elevation fit residual errors vs el



Wed Mar 16 13:55:25 2016

$$\begin{aligned} dxEl &= P1 + P2\cos(el) + P3\sin(el) + P4\sin(El)\cos(Az) + P5\sin(el)\sin(az) \\ dEl &= -P4\sin(az) + P5\cos(az) + P7 + P8\cos(el) + P9\cot(el) \end{aligned}$$

npnts: 645 rmsAz,El:0.00530 0.00718

azF: p1 p2 p3 p4 p5
0.01900 -0.40641 -0.00624 -0.00810 0.00697
elF: p4 p5 p7 p8 p9
-0.00590 0.00756 -0.27133 0.01266 0.00264

1az: Amp direction
az: 0.01068 49.31432
el: 0.00959 37.95721
Avg: 0.01009 43.94412

p4,p5 avg: -0.00700 0.00726

model results in degs

p1 0.01900
p2 -0.40641
p3 -0.00624
p4 -0.00700
p5 0.00726
p6 notused
p7 -0.27133
p8 0.01266
p9 0.00264

model results in great circle asecs.

(as it is loaded in file:aosoft/p12m/etc/model12m)

68.40 p1
-1463.08 p2
-22.46 p3
-25.20 p4
26.15 p5
0.00 p6 notused
-976.79 p7
45.59 p8
9.49 p9